

K-CTAXI Roof Mounted Smoke Exhaust Fan - F300



Roof Mounted Smoke Exhaust Fans can keep working for two hours at 300 °C and in combination with Jet Fans can be used to extract smoke from parking lots in case of fire.



MOTOR INSULATION CLASS	H CLASS
MOTOR PROTECTION CLASS	IP 54-IP 55
MOTOR EFFICIENCY CLASS	IE1-IE2
MOTOR ENCLOSURE TYPE	TEAO
MOTOR BRAND	WEG-GAMAK
BODY MATERIAL	GALVANIZED SHEET METAL
BODY COATING	OPTIONAL
IMPELLER MATERIAL	ALUMINIUM
DUTY CYCLE	IEC Duty Cycle-S1
WORKING AMBIENT TEMPERATURE	-20 - +50 °C
DIRECTIVE	IEC-60335-2-80, ISO 1940-1, EN 12101-3

MODEL	VOLTAGE (V)	FREQUENCY (Hz)	POWER (kW)	REVOLUTION (rpm)	FLOW RATE (m³/h)	NOISE LEVEL (dB(A))	PRICE
K-CTAXI 450-5-25	380	50	0,55	1.456	4.400	69	
K-CTAXI 500-5-25	380	50	0,55	1.453	6.000	72	
K-CTAXI 560-5-25	380	50	0,75	1.466	8.200	75	
K-CTAXI 630-5-30	380	50	1,10	1.465	14.000	80	
K-CTAXI 710-5-30	380	50	1,50	1.472	20.000	83	
K-CTAXI 800-5-30	380	50	2,20	1.459	26.000	85	
K-CTAXI 800-5-35	380	50	3,00	1.463	32.000	89	
K-CTAXI 900-5-35	380	50	4,00	1.471	40.000	90	
K-CTAXI 900-5-40	380	50	5,50	1.472	48.000	93	
K-CTAXI 1000-5-40	380	50	7,50	1.478	56.000	94	
K-CTAXI 900-8-40	380	50	11,00	1.454	49.000	94	
K-CTAXI 1000-8-40	380	50	15,00	1.456	65.000	97	
K-CTAXI 1000-8-45	380	50	18,50	1.458	73.000	99	
K-CTAXI 1120-8-40	380	50	22,00	1.471	90.000	100	
K-CTAXI 1120-8-45	380	50	30,00	1.474	100.000	102	

Values are for 0 Pa.

OPTIONS



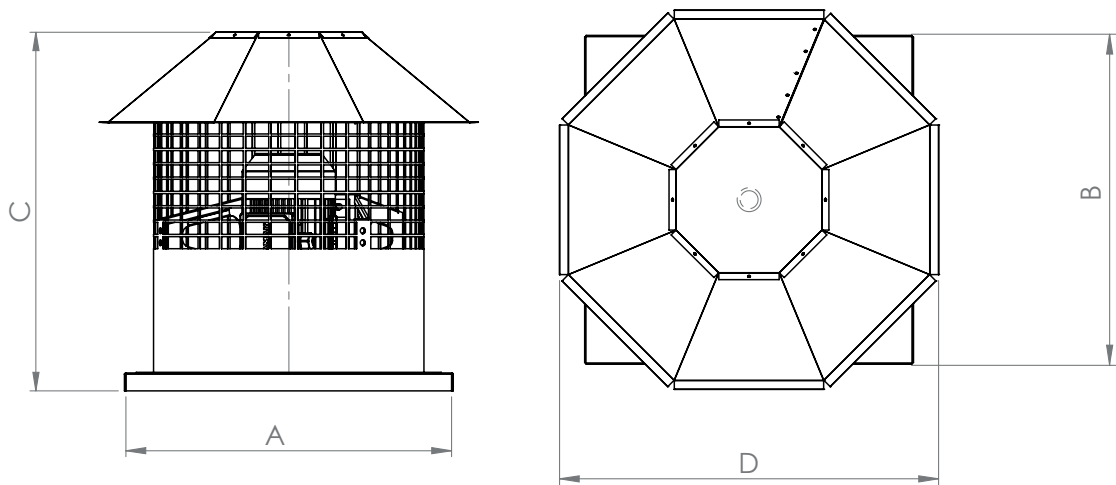
BACK DRAFT DAMPER

SIZE	PRICE
450	
500	
560	
630	
710	
800	
900	
1000	
1120	

OPTIONS

- Custom Fans For Specific Flow Rate and Pressure
- 5, 8, 12, or 16 Blade Fan
- System Automation
- Two-Speed Motor
- Motorized Damper

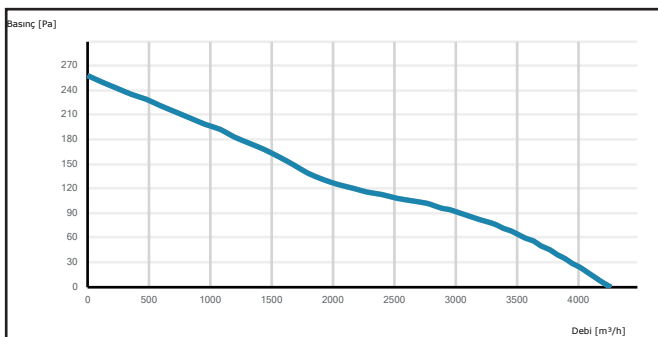
DRAWING



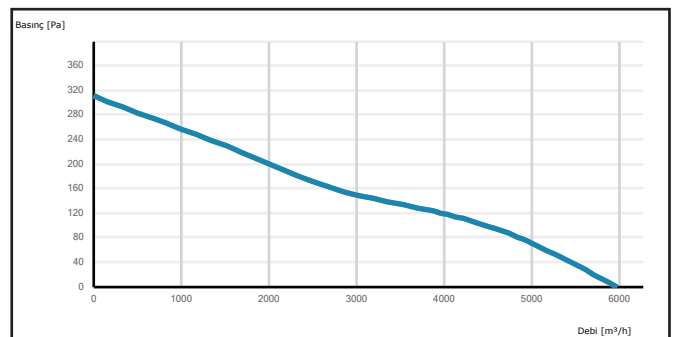
MODEL	A (mm)	B (mm)	C (mm)	D (mm)
K-CTAXI 450	450	530	320	11
K-CTAXI 500	500	580	320	11
K-CTAXI 560	560	640	320	11
K-CTAXI 630	630	710	420	11
K-CTAXI 710	710	790	420	11
K-CTAXI 800	800	880	420	11
K-CTAXI 900	900	980	520	11
K-CTAXI 1000	1000	1080	520	11
K-CTAXI 1120	1120	1200	520	11

PERFORMANCE CURVES

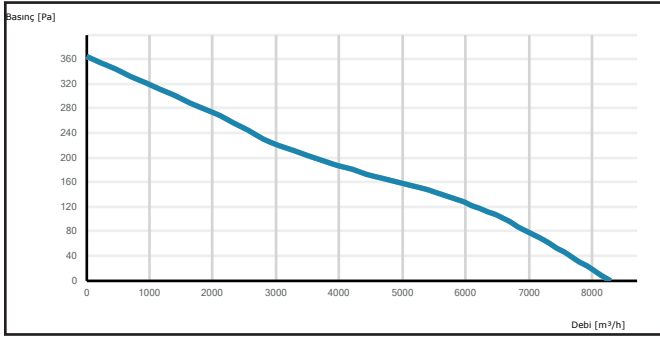
K-CTAXI 450-5-25



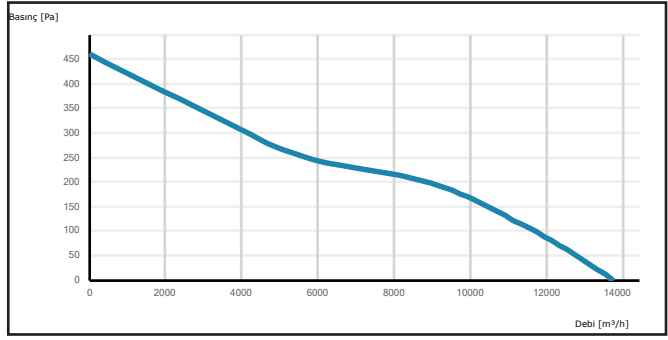
K-CTAXI 500-5-25



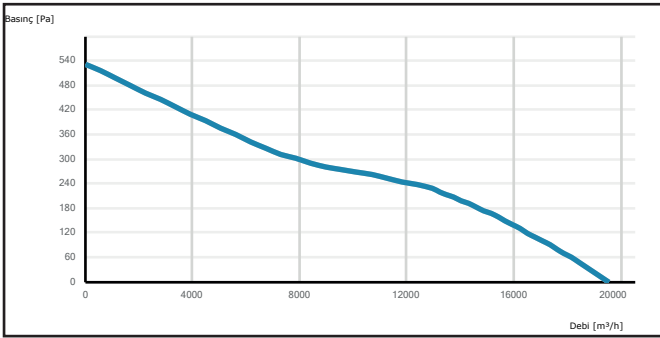
K-CTAXI 560-5-25



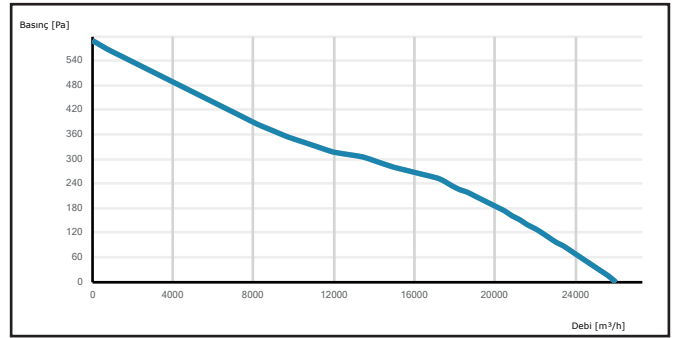
K-CTAXI 630-5-30



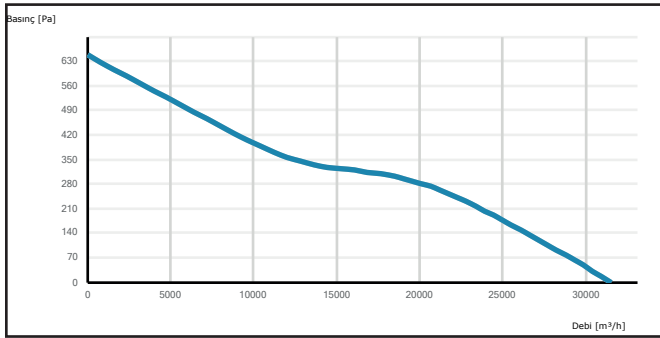
K-CTAXI 710-5-30



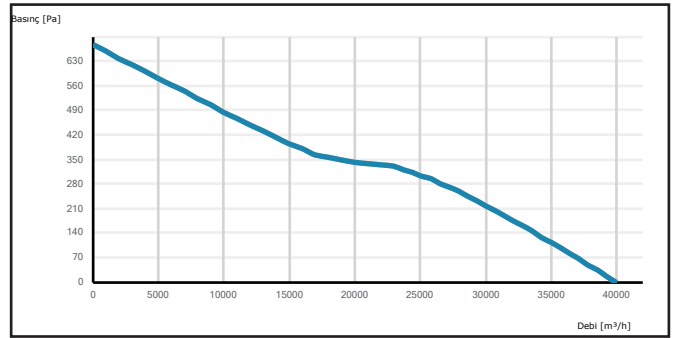
K-CTAXI 800-5-30



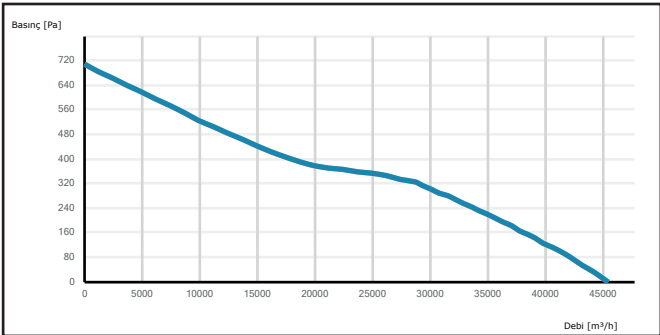
K-CTAXI 800-5-35



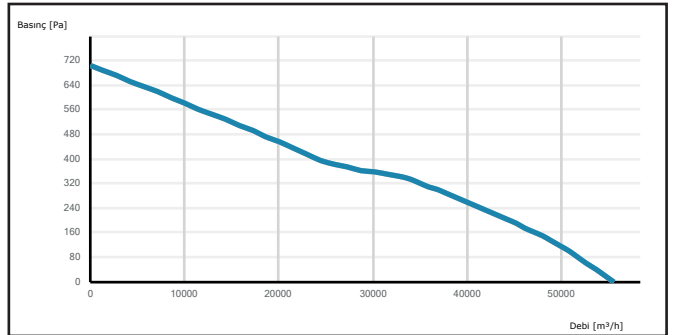
K-CTAXI 900-5-35



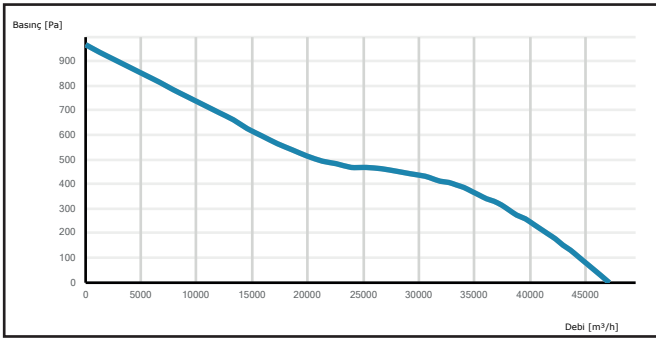
K-CTAXI 900-5-40



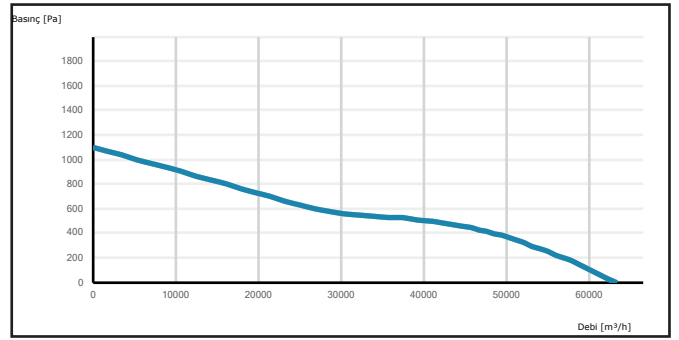
K-CTAXI 1000-5-40



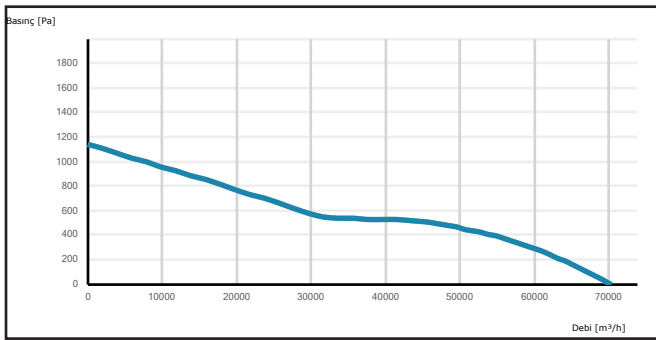
K-CTAXI 900-8-40



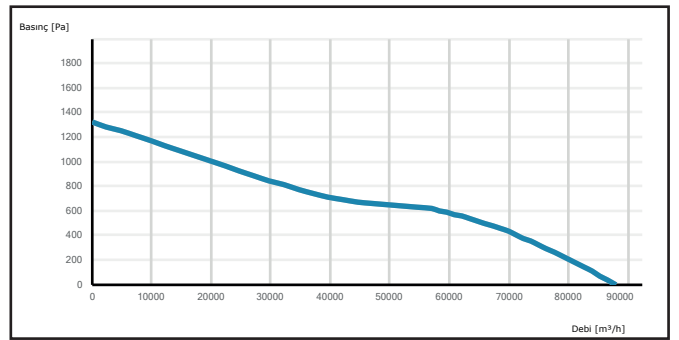
K-CTAXI 1000-8-40



K-CTAXI 1000-8-45



K-CTAXI 1120-8-40



K-CTAXI 1120-8-45

