

K-CTAXI Roof Mounted Smoke Exhaust Fan - F400



Roof Mounted Smoke Exhaust Fans can keep working for two hours at 400 °C and in combination with Jet Fans can be used to extract smoke from parking lots in case of fire.



| | |
|-----------------------------|--|
| MOTOR INSULATION CLASS | H CLASS |
| MOTOR PROTECTION CLASS | IP 54-IP 55 |
| MOTOR EFFICIENCY CLASS | IE1-IE2 |
| MOTOR ENCLOSURE TYPE | TEAO |
| MOTOR BRAND | WEG |
| BODY MATERIAL | GALVANIZED SHEET METAL |
| BODY COATING | OPTIONAL |
| IMPELLER MATERIAL | ALUMINIUM |
| DUTY CYCLE | IEC Duty Cycle-S1 |
| WORKING AMBIENT TEMPERATURE | -20 - +50 °C |
| DIRECTIVE | IEC-60335-2-80, ISO 1940-1, EN 12101-3 |

| MODEL | VOLTAGE (V) | FREQUENCY (Hz) | POWER (kW) | REVOLUTION (rpm) | FLOW RATE (m³/h) | NOISE LEVEL (dB(A)) | PRICE |
|-------------------|-------------|----------------|------------|------------------|------------------|---------------------|-------|
| K-CTAXI 450-5-25 | 380 | 50 | 0,55 | 1.456 | 4.400 | 69 | |
| K-CTAXI 500-5-25 | 380 | 50 | 0,55 | 1.453 | 6.000 | 72 | |
| K-CTAXI 560-5-25 | 380 | 50 | 0,75 | 1.466 | 8.200 | 75 | |
| K-CTAXI 630-5-30 | 380 | 50 | 1,10 | 1.465 | 14.000 | 80 | |
| K-CTAXI 710-5-30 | 380 | 50 | 1,50 | 1.472 | 20.000 | 83 | |
| K-CTAXI 800-5-30 | 380 | 50 | 2,20 | 1.459 | 26.000 | 85 | |
| K-CTAXI 800-5-35 | 380 | 50 | 3,00 | 1.463 | 32.000 | 89 | |
| K-CTAXI 900-5-35 | 380 | 50 | 4,00 | 1.471 | 40.000 | 90 | |
| K-CTAXI 900-5-40 | 380 | 50 | 5,50 | 1.472 | 48.000 | 93 | |
| K-CTAXI 1000-5-40 | 380 | 50 | 7,50 | 1.478 | 56.000 | 94 | |
| K-CTAXI 900-8-40 | 380 | 50 | 11,00 | 1.454 | 49.000 | 94 | |
| K-CTAXI 1000-8-40 | 380 | 50 | 15,00 | 1.456 | 65.000 | 97 | |
| K-CTAXI 1000-8-45 | 380 | 50 | 18,50 | 1.458 | 73.000 | 99 | |
| K-CTAXI 1120-8-40 | 380 | 50 | 22,00 | 1.471 | 90.000 | 100 | |
| K-CTAXI 1120-8-45 | 380 | 50 | 30,00 | 1.474 | 100.000 | 102 | |

Values are for 0 Pa.

OPTIONS



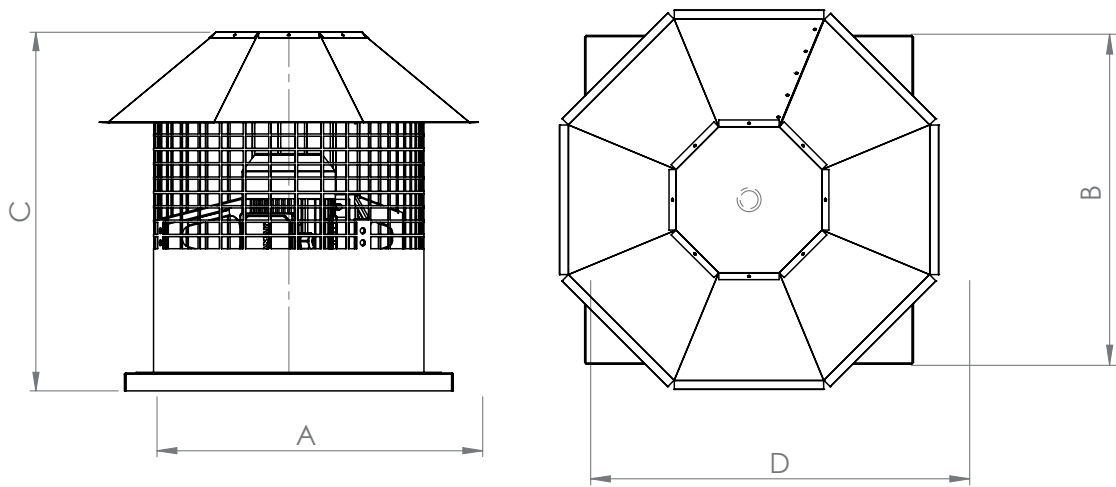
BACK DRAFT DAMPER

| SIZE | PRICE |
|------|-------|
| 450 | |
| 500 | |
| 560 | |
| 630 | |
| 710 | |
| 800 | |
| 900 | |
| 1000 | |
| 1120 | |

OPTIONS

- Custom Fans For Specific Flow Rate and Pressure
- 5, 8, 12, or 16 Blade Fan
- System Automation
- Two-Speed Motor
- Motorized Damper

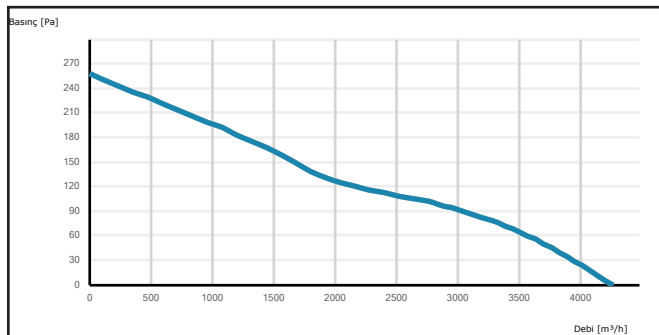
DRAWING



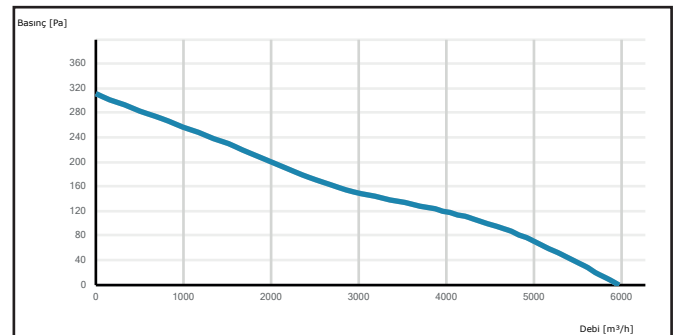
| MODEL | A (mm) | B (mm) | C (mm) | D (mm) |
|--------------|--------|--------|--------|--------|
| K-CTAXI 450 | 450 | 530 | 320 | 11 |
| K-CTAXI 500 | 500 | 580 | 320 | 11 |
| K-CTAXI 560 | 560 | 640 | 320 | 11 |
| K-CTAXI 630 | 630 | 710 | 420 | 11 |
| K-CTAXI 710 | 710 | 790 | 420 | 11 |
| K-CTAXI 800 | 800 | 880 | 420 | 11 |
| K-CTAXI 900 | 900 | 980 | 520 | 11 |
| K-CTAXI 1000 | 1000 | 1080 | 520 | 11 |
| K-CTAXI 1120 | 1120 | 1200 | 520 | 11 |

PERFORMANCE CURVES

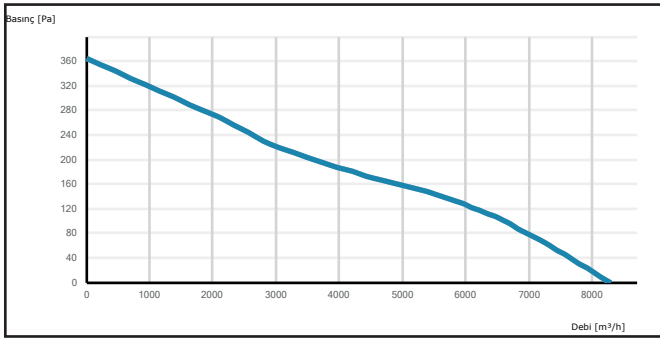
K-CTAXI 450-5-25



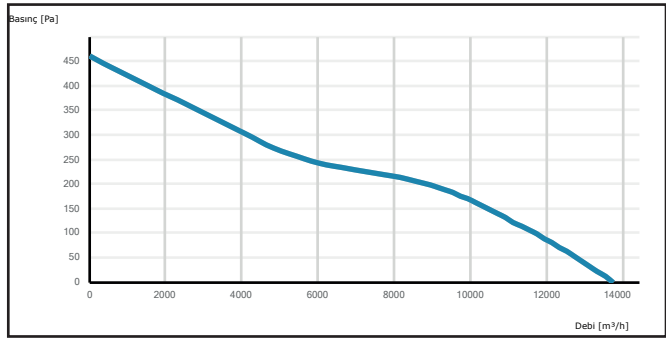
K-CTAXI 500-5-25



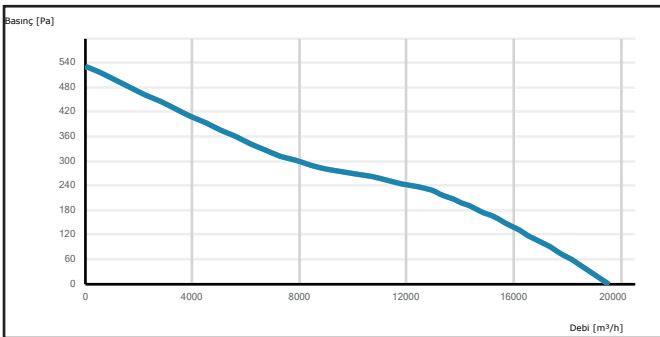
K-CTAXI 560-5-25



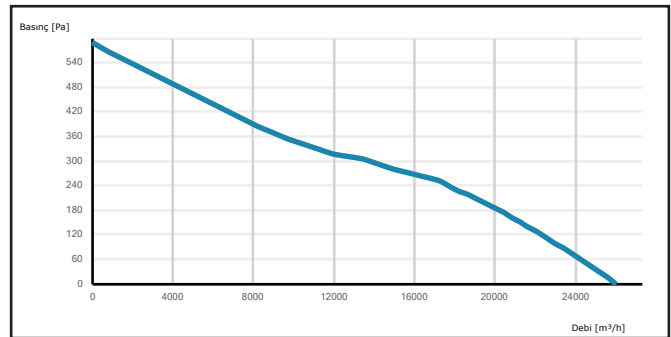
K-CTAXI 630-5-30



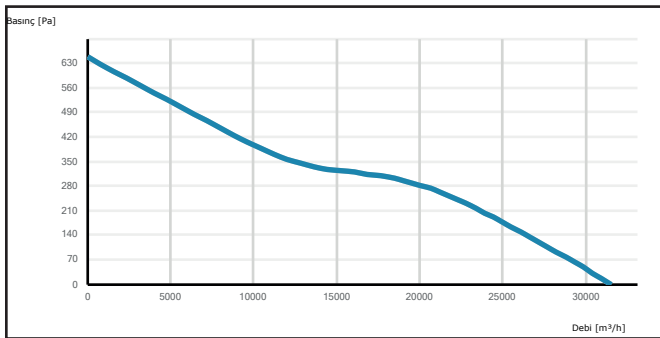
K-CTAXI 710-5-30



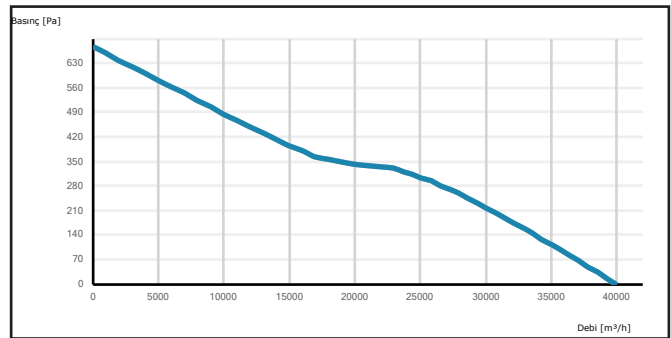
K-CTAXI 800-5-30



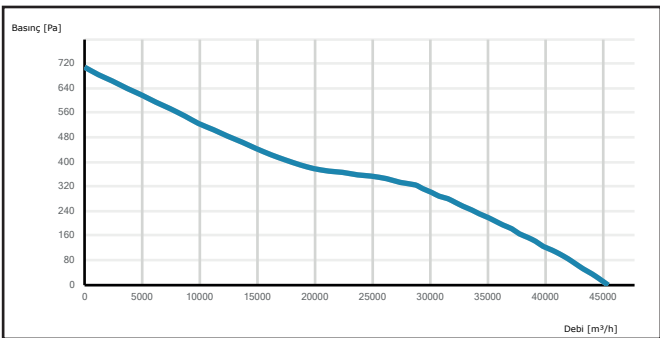
K-CTAXI 800-5-35



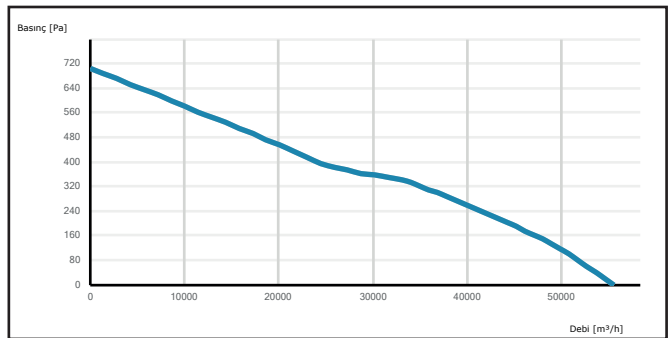
K-CTAXI 900-5-35



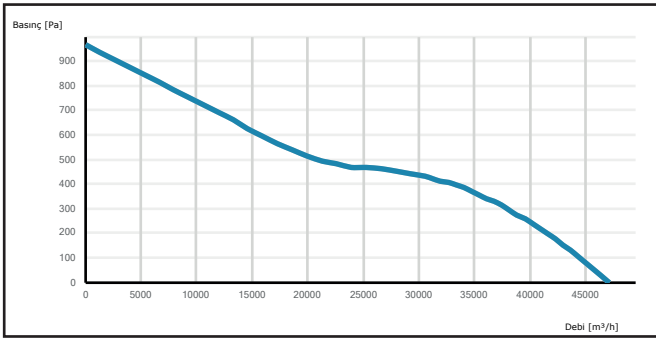
K-CTAXI 900-5-40



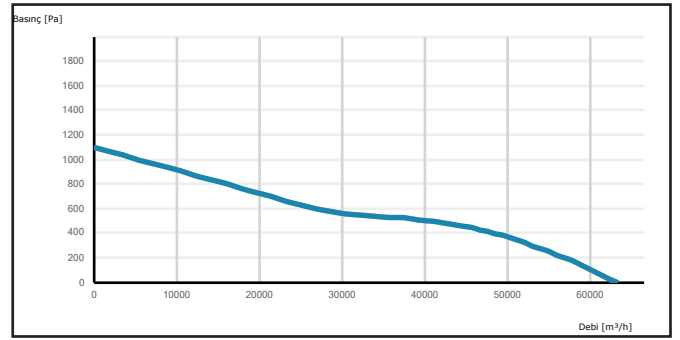
K-CTAXI 1000-5-40



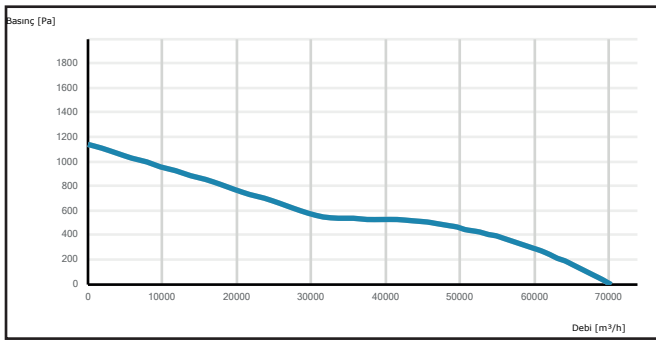
K-CTAXI 900-8-40



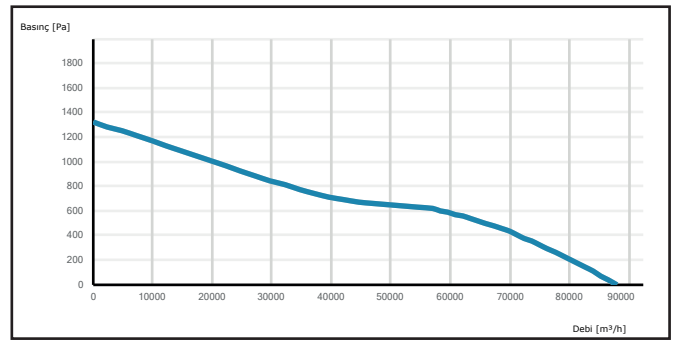
K-CTAXI 1000-8-40



K-CTAXI 1000-8-45



K-CTAXI 1120-8-40



K-CTAXI 1120-8-45

