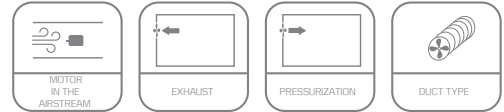


K-RAD Centrifugal In-line Circular Duct Fan



K-RAD fans can be used in low to medium volume requirements. Easy-to-install and low noise level and power usage makes it a good option for commercial use.

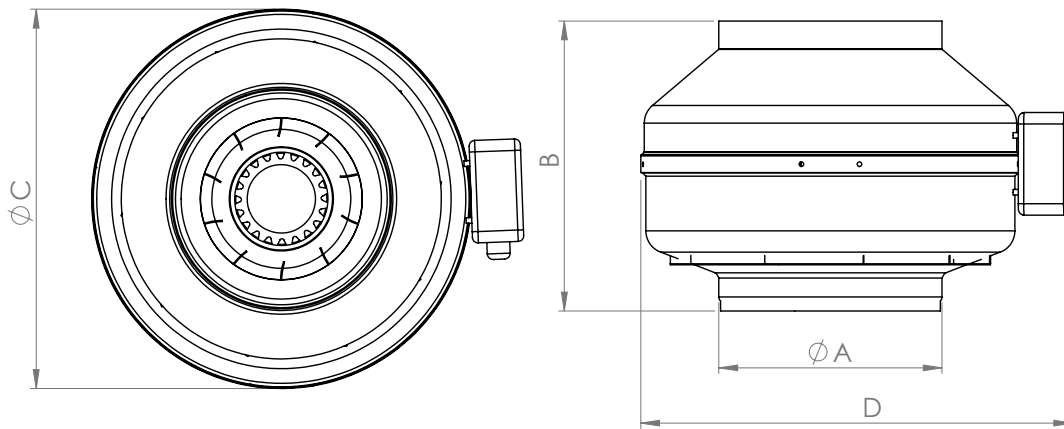


MOTOR INSULATION CLASS	F CLASS
MOTOR PROTECTION CLASS	IP 44
MOTOR EFFICIENCY CLASS	IE2-IE3
MOTOR ENCLOSURE TYPE	EXTERNAL ROTOR MOTOR
MOTOR BRAND	KAYI
BODY MATERIAL	GALVANIZED SHEET METAL
BODY COATING	ELECTROSTATIC POWDER PAINT
IMPELLER MATERIAL	GALVANIZED SHEET METAL
DUTY CYCLE	IEC Duty Cycle-S1
WORKING AMBIENT TEMPERATURE	-20 - +50 °C
DIRECTIVE	IEC-60335-2-80, ISO 1940-1

MODEL	VOLTAGE (V)	FREQUENCY (Hz)	POWER (kW)	REVOLUTION (rpm)	FLOW RATE (m³/h)	NOISE LEVEL (dB(A))	PRICE
K-RAD 100	230	50	80	2.600	290	47	
K-RAD 125	230	50	80	2.600	410	47	
K-RAD 150	230	50	85	2.600	700	50	
K-RAD 160	230	50	85	2.600	710	51	
K-RAD 200	230	50	122	2.675	1.000	52	
K-RAD 250	230	50	145	2.685	1.120	54	
K-RAD 315	230	50	210	2.615	1.750	57	

Values are for 0 Pa.

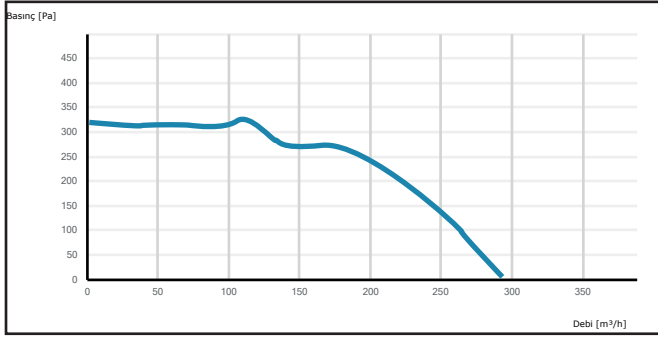
DRAWING



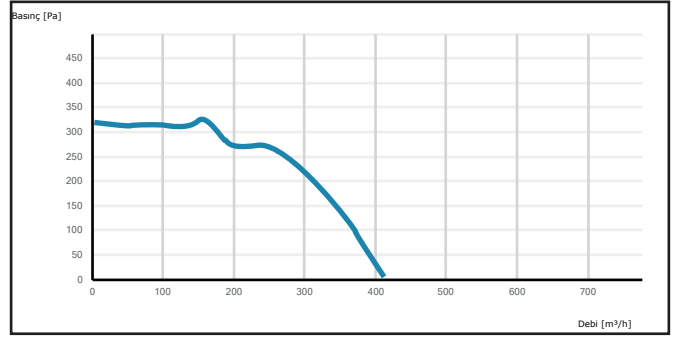
MODEL	A (mm)	B (mm)	C (mm)	D (mm)
K-RAD 100	98	208	246	290
K-RAD 125	123	208	246	290
K-RAD 150	148	196	270	320
K-RAD 160	158	196	270	320
K-RAD 200	198	255	333	380
K-RAD 250	248	234	331	380
K-RAD 315	313	283	401	450

PERFORMANCE CURVES

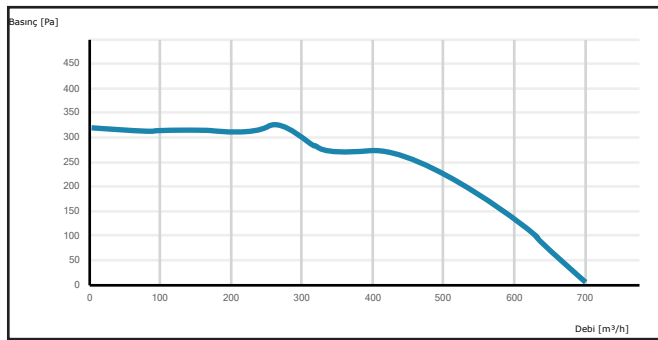
K-RAD 100



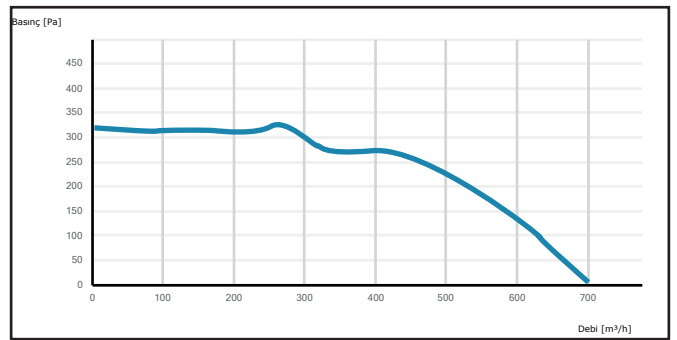
K-RAD 125



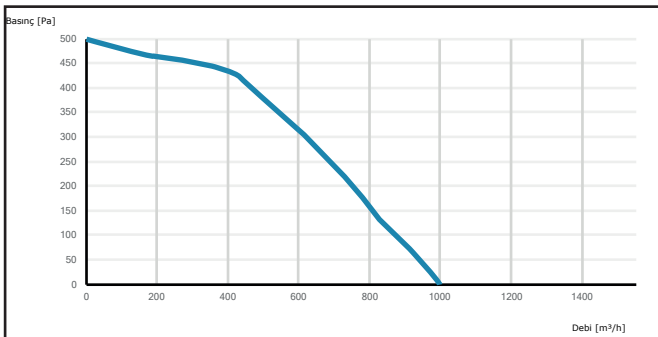
K-RAD 150



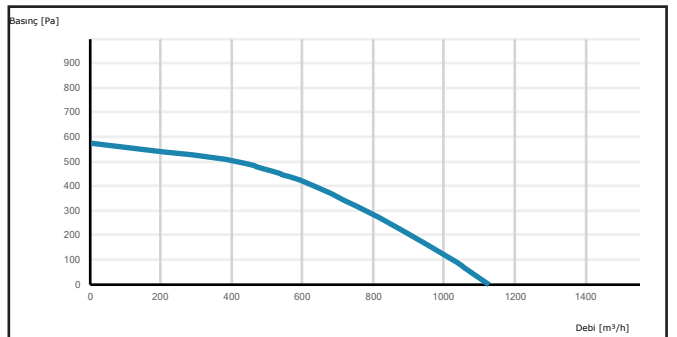
K-RAD 160



K-RAD 200



K-RAD 250



K-RAD 315

